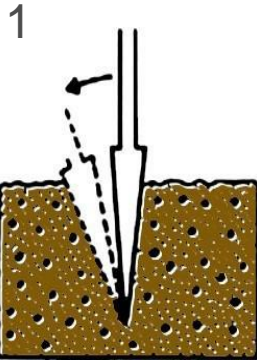
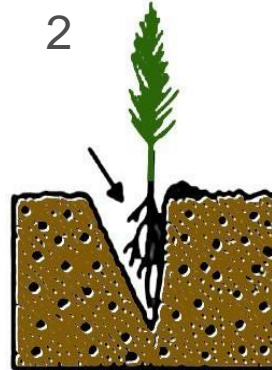


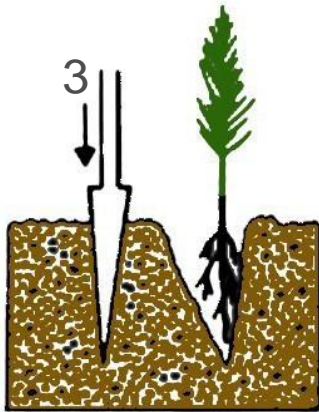
Seedlings



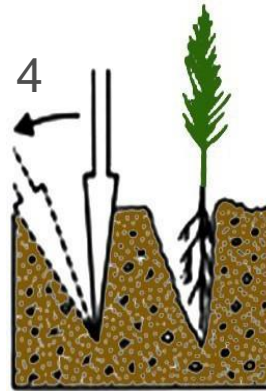
Use a planting bar or spade shovel to create a hole for the seedling by inserting the tool into the soil and pushing in one direction to create a hole.



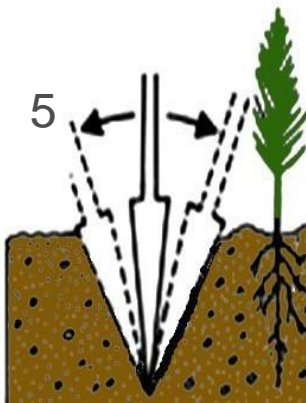
Insert seedling to proper depth. The root collar should be even with ground level.



Insert planting tool into the ground outside of the planting hole.



Push the planting bar away from the plant.



Push soil towards the planting hole by pushing the planting tool back and forth.



Restore soil surface by tamping around the seedling.

www.WaynecountyNYsoilandwater.org/tree-sale/
You can also print an order form and mail a check to:
Wayne County Soil and Water District
7312 Rt-31. Lyons, NY 14489

Orders with payment by Friday, March 4th 2022

Square

VISA


MasterCard

AMERICAN EXPRESS

DISCOVER NETWORK

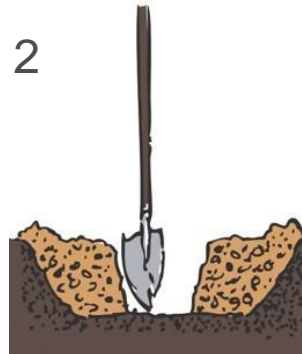
Planting Transplants

1



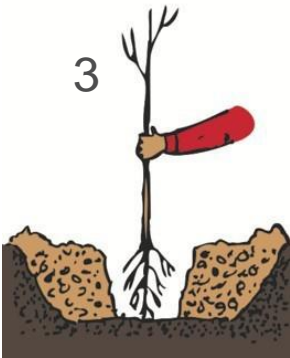
Unpack tree and soak in water 3 to 6 hours. Do not plant with packing materials attached to roots, and do not allow roots to dry out.

2



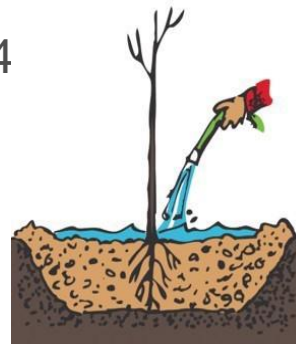
Dig a hole wider than the root system. Remove any grass within a three-foot circular area. To aid root growth, turn soil in an area up to 3 feet in diameter.

3




Do not plant the tree too deep or too shallow. The root collar should be even with ground level. Partially fill the hole, firming the soil around the lower roots.

4




Shovel in the remaining soil. It should be firmly, but not tightly packed with your heel. Construct a water-holding basin around the tree. Give the tree plenty of water.

5



After the water has soaked in, place a 2-inch deep protective mulch area 3 feet in diameter around the base of the tree (but not touching the trunk).

6



Water the tree generously every 7 - 10 days during the first year's growing season.

It is best to plant bare-root trees immediately, in order to keep the fragile roots from drying out. If you can't plant because of weather or soil conditions, store the trees in a cool, dark place and keep the roots moist. Questions? Call 315-946-7200. You can keep plants dormant for a while in a cool, dry dark area. Keep the roots moist but not in standing water. If you are planning on postponing planting for longer than 10 days, you may want to consider heeling in.